

## Halbmondschlüssel, Starter-Blockschlüssel Halfmoon - starter - block spanner

**DIN 475**

Chrom-Vanadium-Stahl, verchromt. Wave-Profil  
 Chrome Vanadium Steel, Matt Chrome Plated, Wave Profile




### Ausführung / Finish

C = matt verchromt, neutral / matchrome neutral  
 CCS = matt verchromt, Talbro, kalt geprägt / matchrome Talbro Cold stamped

**DIN 3118 A**

### SPECIFICATIONS

Art-Nr.	MM	<L>	a1	a2	b1	b2	g.	
W5511131	<b>11x13</b>	150	7	8.2	18	21	60	10
W5513151	<b>13x15</b>	185	8.5	9.7	22	26	110	10
W5513171	<b>13x17</b>	185	8.5	9.7	22	26	110	10
W5514161	<b>14x16</b>	185	8.5	9.7	23.5	25	114	10
W5514171	<b>14x17</b>	185	8.5	9.7	23.5	26	115	10
W5515171	<b>15x17</b>	185	8.5	9.7	24	26	115	10
W5519211	<b>19x21</b>	230	10	11	29	33.5	212	10
W5519221	<b>19x22</b>	230	10	11	29	33.5	210	10

Art-Nr.		<L>	a1	a2	b1	b2	 g.	
W5551781 AF	<b>7/16x1/2</b>	150	7.0	8.2	18	21	60	10
W5552081 AF	<b>9/16x5/8</b>	185	8.5	9.2	23.5	25	114	10
W5552381 AF	<b>3/4x7/8</b>	230	10	11	29	33.5	210	10